

### Symbol Key

Symbol	Description	Count
	ETC Source-4 10°	4
	19° ColorSource Spot	4
	26° ColorSource Spot	4

#### Circuit Count

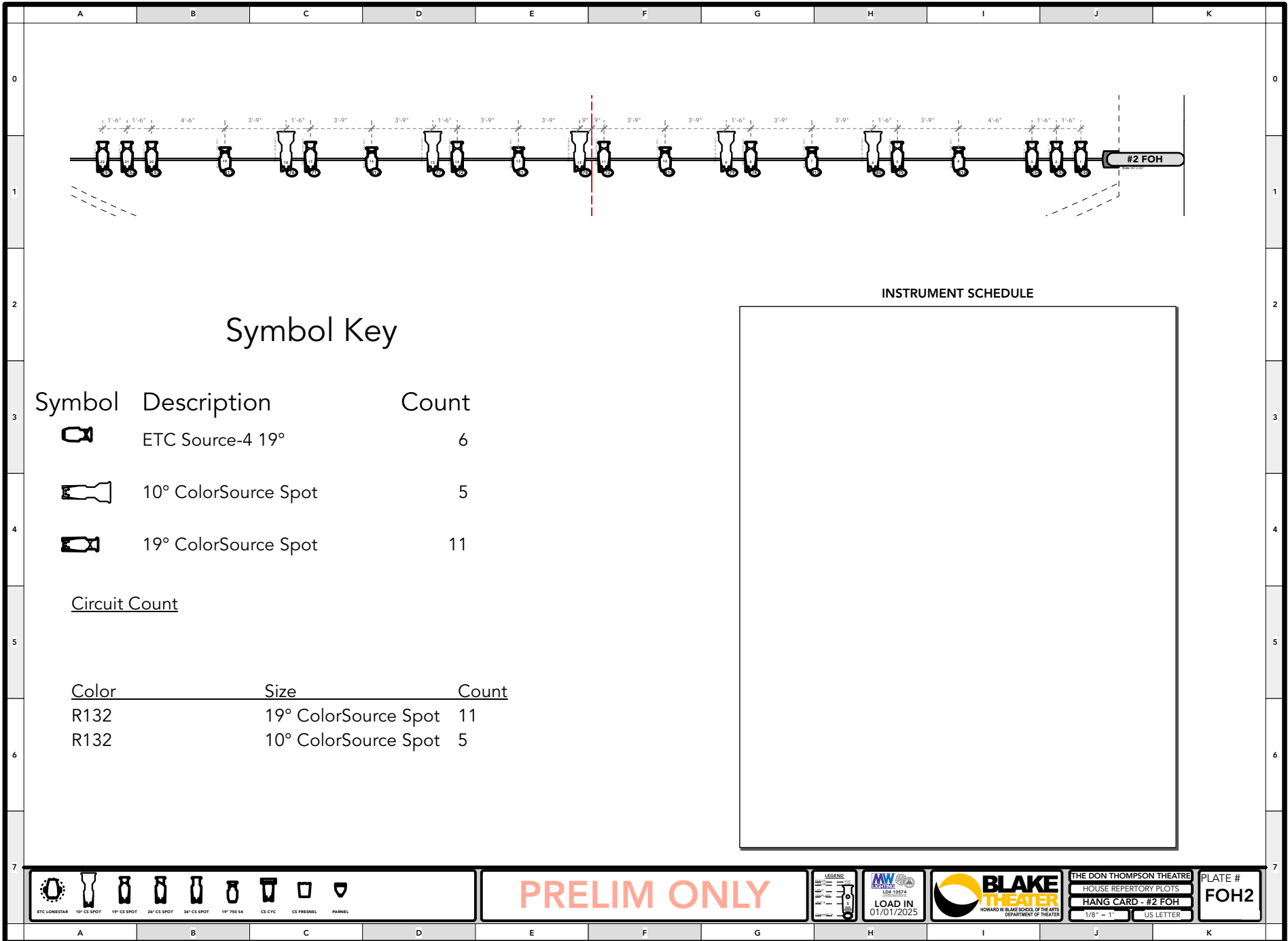
Color	Size	Count
R132	19° ColorSource Spot	4

### INSTRUMENT SCHEDULE



**PRELIM ONLY**






## Symbol Key

Symbol	Description	Count
	ETC Source-4 19°	6
	10° ColorSource Spot	5
	19° ColorSource Spot	11

### Circuit Count

Color	Size	Count
R132	19° ColorSource Spot	11
R132	10° ColorSource Spot	5

## INSTRUMENT SCHEDULE



PRELIM ONLY

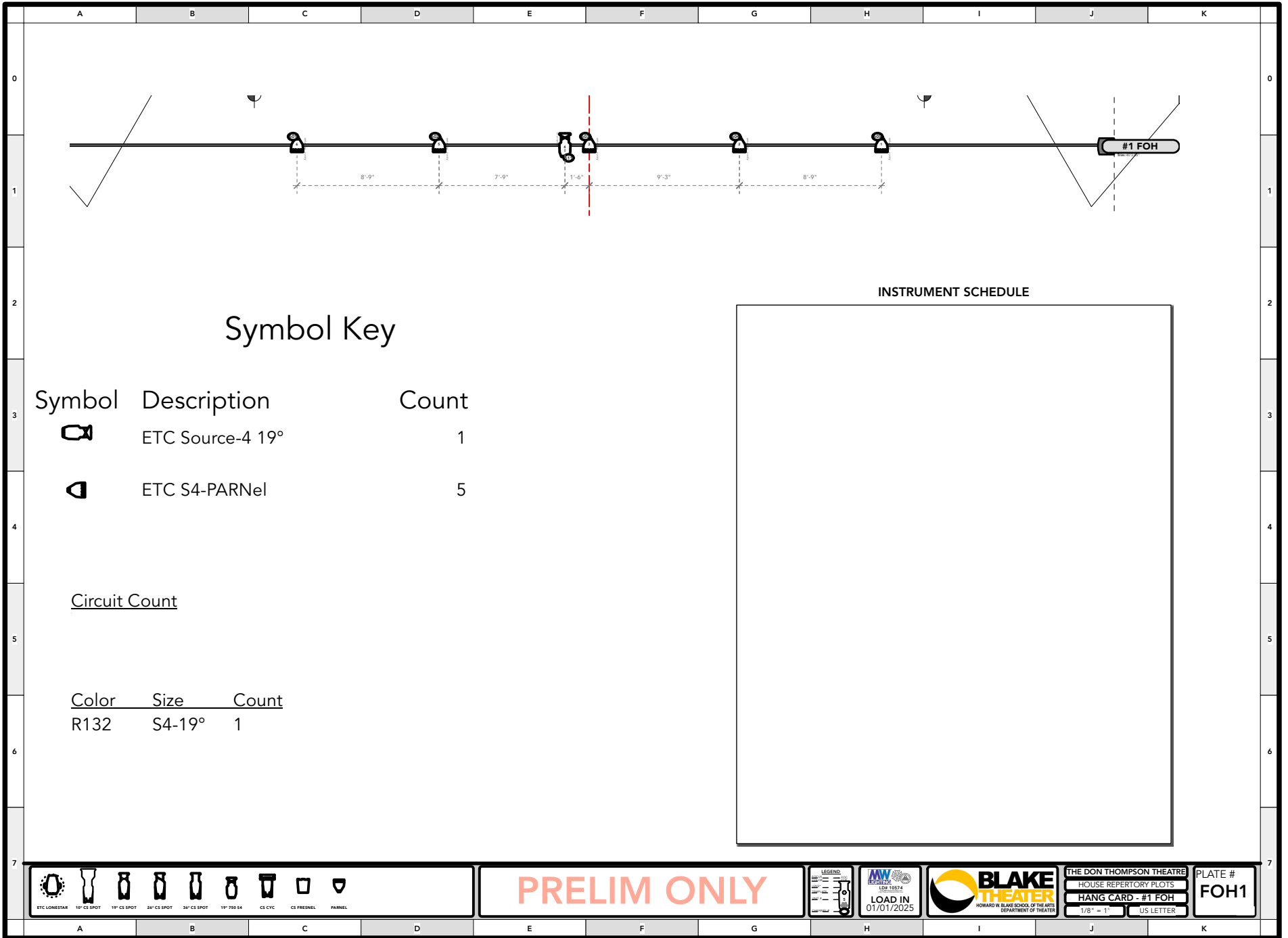


LOAD IN  
01/01/2025



THE DON THOMPSON THEATRE  
HOUSE REPERTORY PLOTS  
HANG CARD - #2 FOH  
1/8" = 1'  
US LETTER

PLATE #  
FOH2



## Symbol Key

Symbol	Description	Count
	ETC Source-4 19°	1
	ETC S4-PARNeI	5

### Circuit Count

Color	Size	Count
R132	S4-19°	1

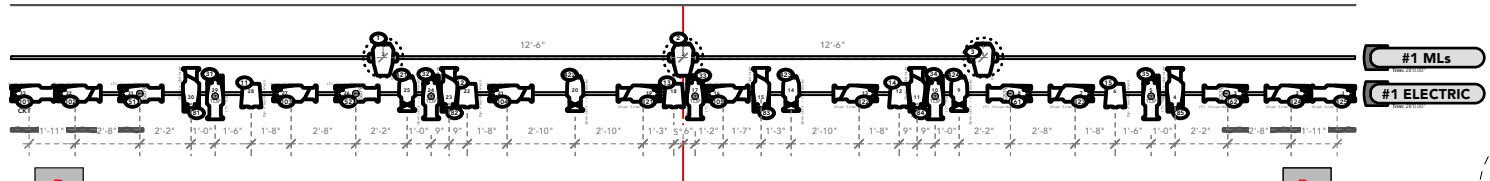
### INSTRUMENT SCHEDULE

--



**PRELIM ONLY**





## Symbol Key

Symbol	Description	Count
	ETC High End Lonestar	3
	ETC Source-4 19°	4
	26° ColorSource Spot	13
	36° ColorSource Spot	11
	ETC ColorSource Fresnel V	5
•	S4A Template Holder	8

## INSTRUMENT SCHEDULE

Empty area for the Instrument Schedule
--

### Circuit Count

20A : 1

Color	Size	Count
R119	36° ColorSource Spot	2
R119	26° ColorSource Spot	8
R132	36° ColorSource Spot	9
R132	26° ColorSource Spot	5



**PRELIM ONLY**

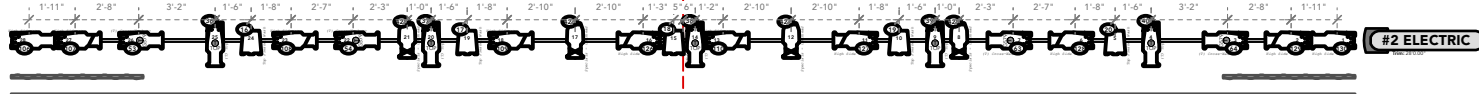


LOAD IN  
01/01/2025



THE DON THOMPSON THEATRE  
HOUSE REPERTORY PLOTS  
HANG CARD - #1E & #1ML  
1/8" = 1"  
US LETTER


PLATE #  
1E/ML



## Symbol Key

Symbol	Description	Count
	ETC Source-4 19°	4
	26° ColorSource Spot	8
	36° ColorSource Spot	11
	ETC ColorSource Fresnel V	5
	S4A Template Holder	8

## INSTRUMENT SCHEDULE



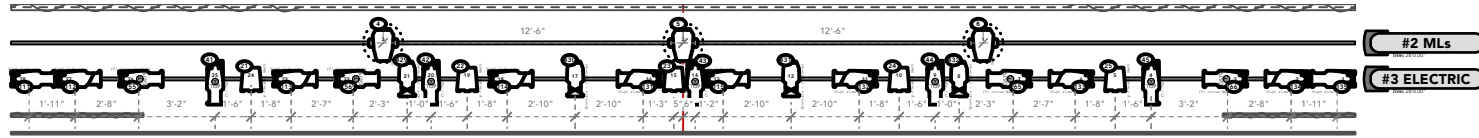
### Circuit Count

Color	Size	Count
R119	36° ColorSource Spot	2
R119	26° ColorSource Spot	8
R132	36° ColorSource Spot	9





**PRELIM ONLY**





## Symbol Key


Symbol Description Count

	ETC High End Lonestar	3
	ETC Source-4 19°	4
	26° ColorSource Spot	8
	36° ColorSource Spot	11
	ETC ColorSource Fresnel V	5
	S4A Template Holder	8

### Circuit Count

Color	Size	Count
R119	36° ColorSource Spot	2
R119	26° ColorSource Spot	8
R132	36° ColorSource Spot	9

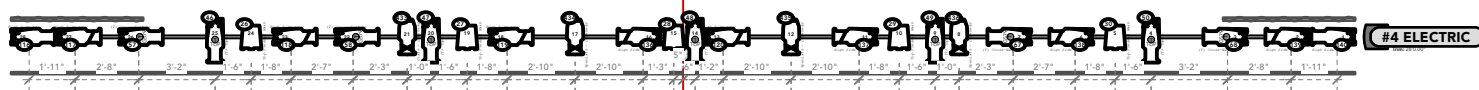
### INSTRUMENT SCHEDULE



**PRELIM ONLY**



A B C D E F G H I J K



## Symbol Key

Symbol	Description	Count
	ETC Source-4 19°	4
	26° ColorSource Spot	8
	36° ColorSource Spot	11
	ETC ColorSource Fresnel V	5
	S4A Template Holder	8

## INSTRUMENT SCHEDULE

Empty area for the Instrument Schedule
--

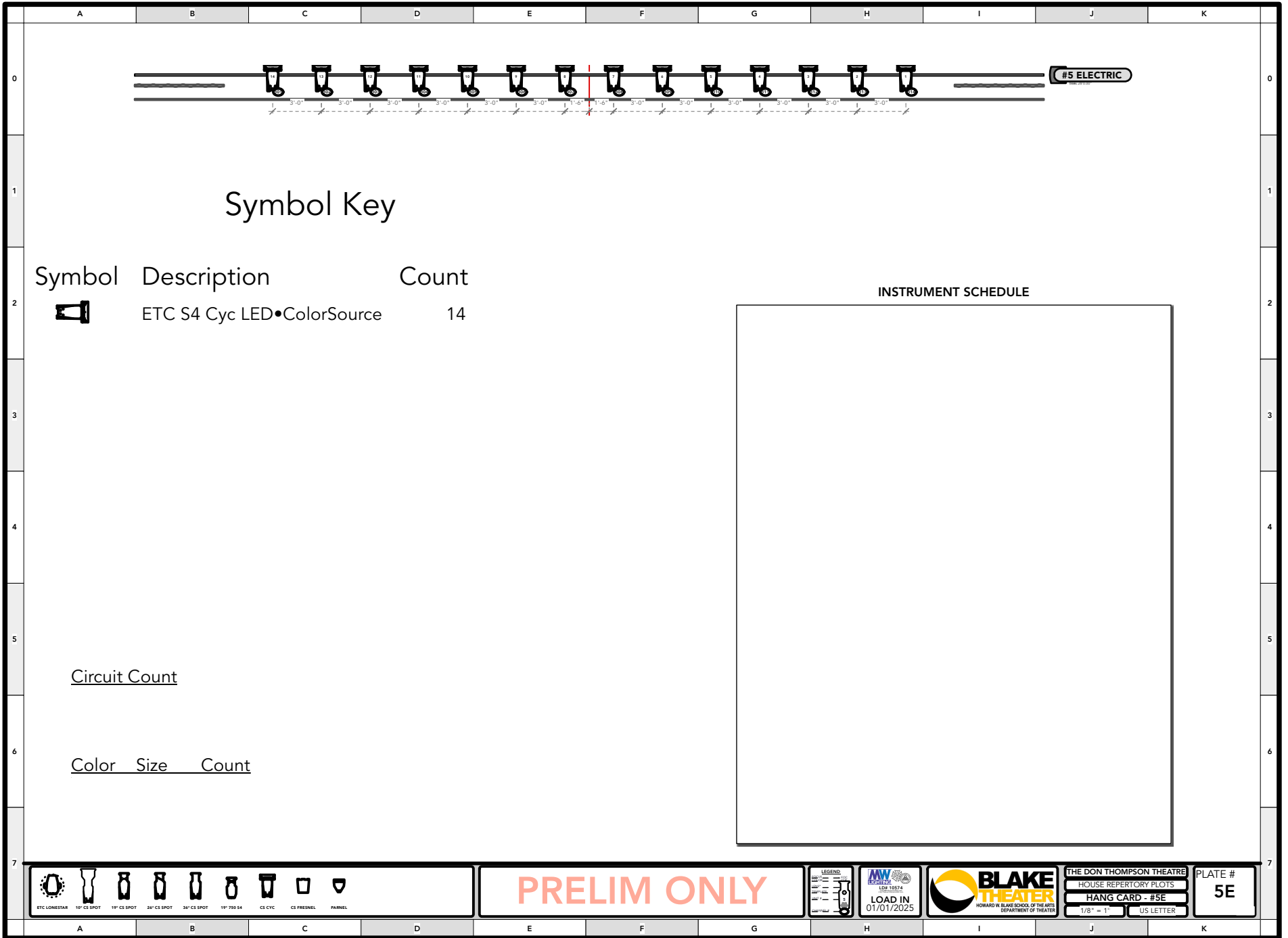
### Circuit Count

Color	Size	Count
R119	36° ColorSource Spot	2
R119	26° ColorSource Spot	8
R132	36° ColorSource Spot	9




PRELIM ONLY





## Symbol Key

Symbol	Description	Count
	ETC S4 Cyc LED•ColorSource	14

## INSTRUMENT SCHEDULE

Empty table for instrument schedule
-------------------------------------

Circuit Count

Color   Size   Count

								
ETC LONESTAR	19' CS SPOT	19' CS SPOT	24' CS SPOT	24' CS SPOT	19' 750 S4	CS CYC	CS FRESNEL	PANEL

PRELIM ONLY

LEGEND

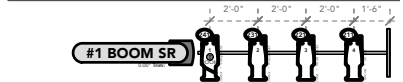
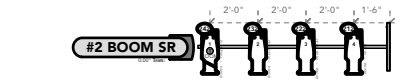
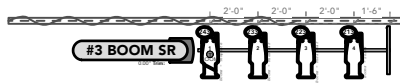


**MW**  
TECHNICAL  
LOAD IN  
01/01/2025

**BLAKE**  
THEATER  
HOWARD W. BLAKE SCHOOL OF THE ARTS  
DEPARTMENT OF THEATER

THE DON THOMPSON THEATRE  
HOUSE REPERTORY PLOTS  
HANG CARD - #5E  
1/8" = 1'  
US LETTER

PLATE #  
**5E**




### Symbol Key

Symbol	Description	Count
	26° ColorSource Spot	3
	36° ColorSource Spot	9
	S4A Template Holder	3

#### Circuit Count

Color	Size	Count
R132	36° ColorSource Spot	9
R132	26° ColorSource Spot	3

### INSTRUMENT SCHEDULE



PRELIM ONLY

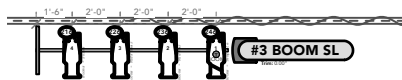


LOAD IN  
01/01/2025

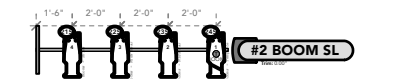


THE DON THOMPSON THEATRE  
HOUSE REPERTORY PLOTS  
HANG CARD - SR BOOMS  
1/8" = 1"  
US LETTER

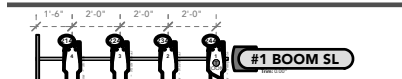
PLATE #  
SR-B



#3 BOOM SL



#2 BOOM SL



#1 BOOM SL




### Symbol Key

Symbol	Description	Count
	26° ColorSource Spot	3
	36° ColorSource Spot	9
	S4A Template Holder	3

#### Circuit Count

Color	Size	Count
R132	36° ColorSource Spot	9
R132	26° ColorSource Spot	3

### INSTRUMENT SCHEDULE



**PRELIM ONLY**

