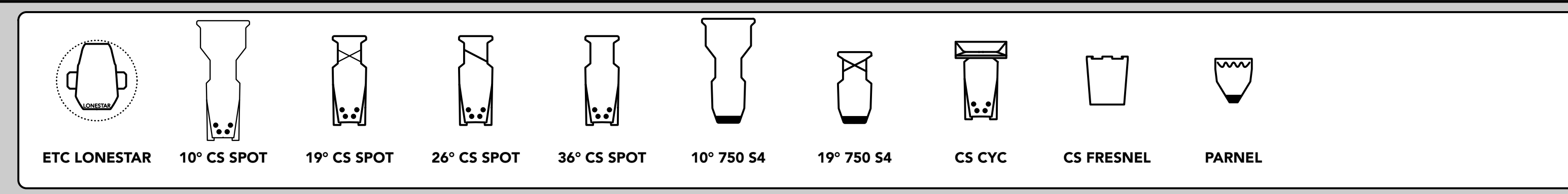


LS #	Trim	Venue Deck	D' to PL	Description
BW	N/A		35' - 8"	BACK WALL
CLM	0'-0"		33' - 8"	BACK COLUMNS
41	0'-0"		31' - 10"	HOUSE BLACKOUT
40	0'-0"		31' - 1"	[EMPTY]
39	0'-0"		30' - 4"	CYCLORAMA
38	0'-0"		29' - 7"	#6 ELECTRIC
37	0'-0"		28' - 10"	[EMPTY]
36	0'-0"		28' - 1"	#5 ELECTRIC
35	0'-0"		27' - 4"	#4 BLACK LEGS
34	0'-0"		26' - 7"	#4 BLACK BORDER
32	0'-0"		25' - 1"	[EMPTY]
31	0'-0"		24' - 4"	#3 BLACK LEGS
30	0'-0"		23' - 7"	#4 ELECTRIC
28	0'-0"		22' - 1"	#3 BLACK BORDER
27	0'-0"		21' - 4"	ORCHESTRA SHELL #3
26	0'-0"		20' - 7"	[EMPTY]
25	0'-0"		19' - 10"	MIDSTAGE BLACK TRAV
23	0'-0"		18' - 4"	#2 MOVING LIGHTS
22	0'-0"		17' - 7"	[EMPTY]
21	0'-0"		16' - 10"	#3 ELECTRIC
19	0'-0"		15' - 4"	#2 BLACK LEGS
18	0'-0"		14' - 7"	#2 BLACK BORDER
17	0'-0"		13' - 10"	[EMPTY]
16	0'-0"		13' - 1"	ORCHESTRA SHELL #2
14	0'-0"		11' - 7"	[EMPTY]
13	0'-0"		10' - 10"	[EMPTY]
12	0'-0"		10' - 1"	#2 ELECTRIC
10	0'-0"		8' - 7"	#1 BLACK LEGS
9	0'-0"		7' - 10"	#1 BLACK BORDER
8	0'-0"		7' - 1"	ORCHESTRA SHELL #1
7	0'-0"		6' - 4"	[EMPTY]
6	0'-0"		5' 7"	#1 MOVING LIGHTS
5	0'-0"		4' 10"	[EMPTY]
4	0'-0"		4' - 1"	#1 ELECTRIC
2	0'-0"		2' - 7"	FRONT BLACK LEGS
1	0'-0"		1' - 10"	MAIN CURTAIN
N/A	N/A		0"	Plaster Line



AS-BUILT

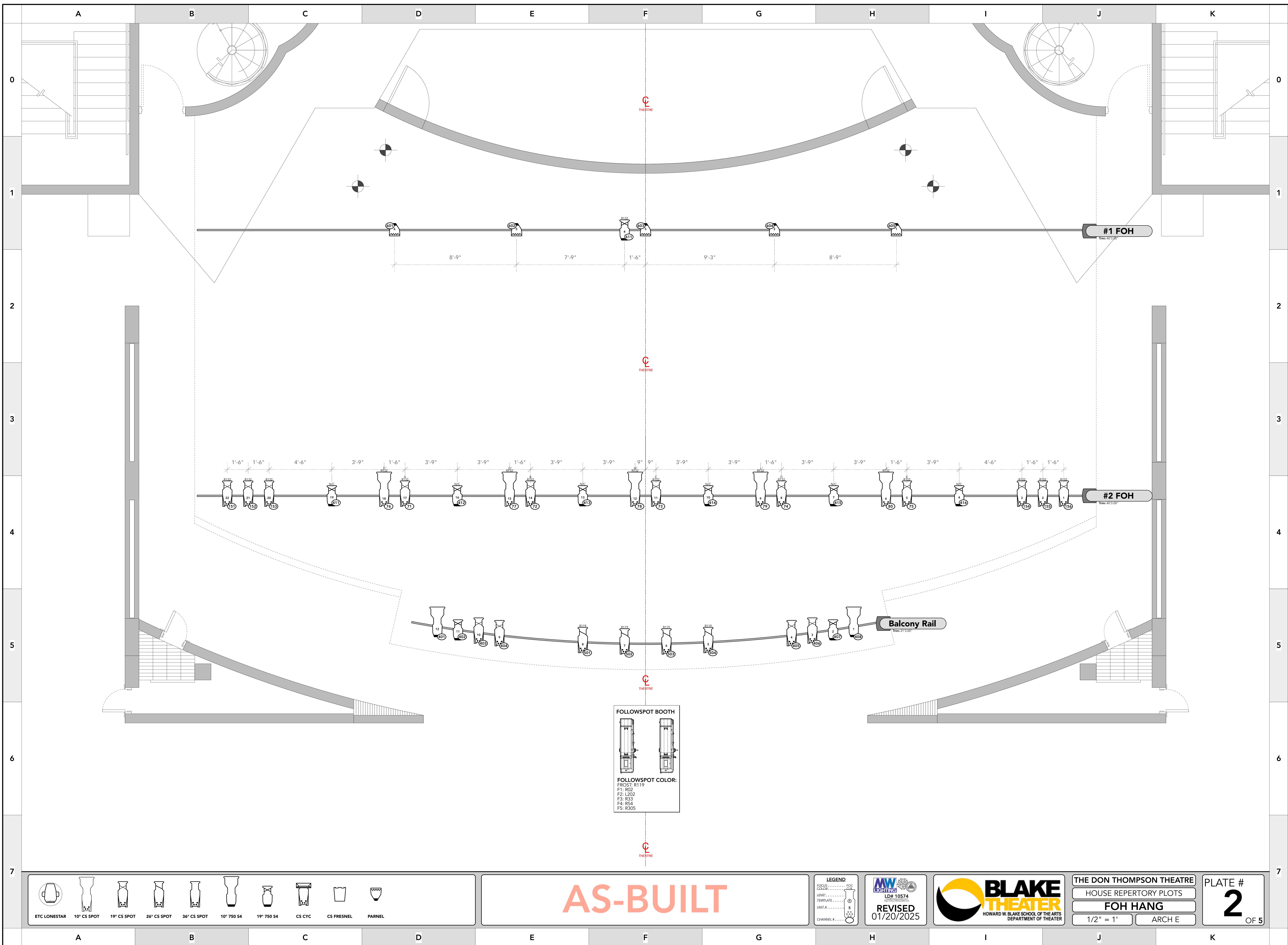
LEGEND
 COLOR: ...
 LENS: ...
 TEMPLATE: ...
 UNIT: ...
 CHANNEL: ...

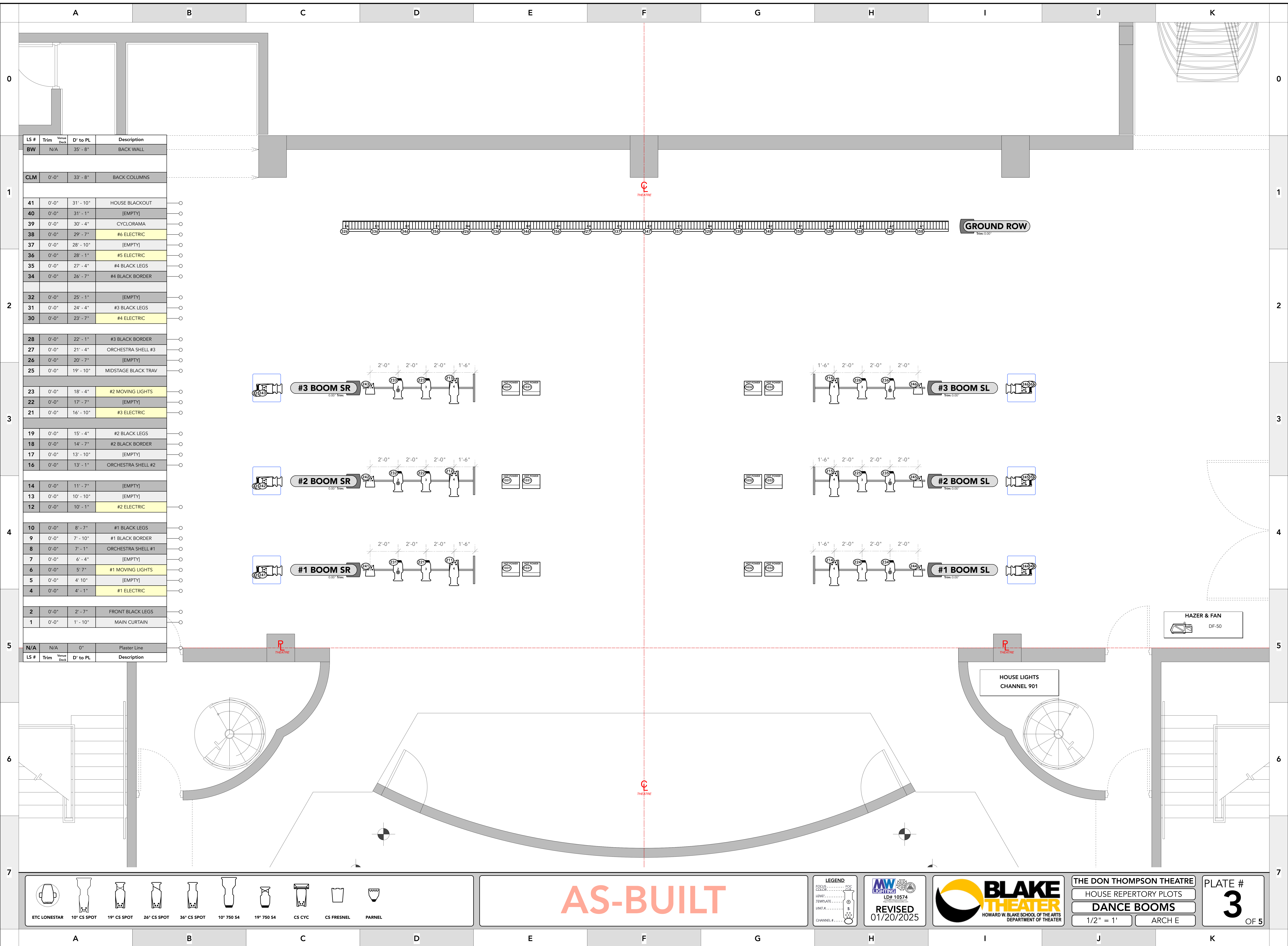
MW LIGHTING
 LD# 10574
 REVISED 01/20/2025



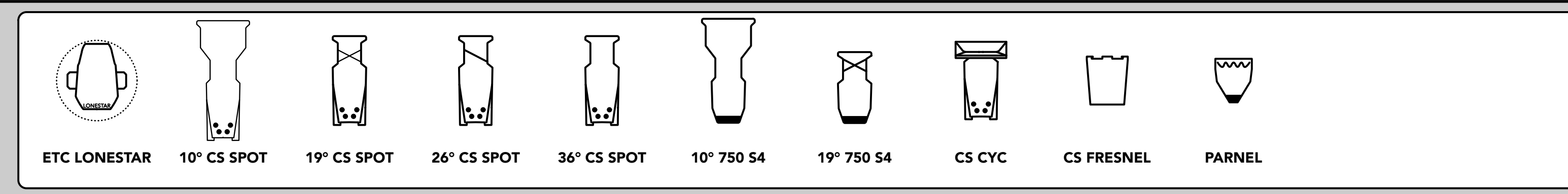
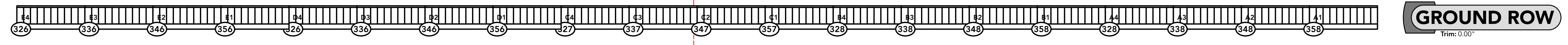
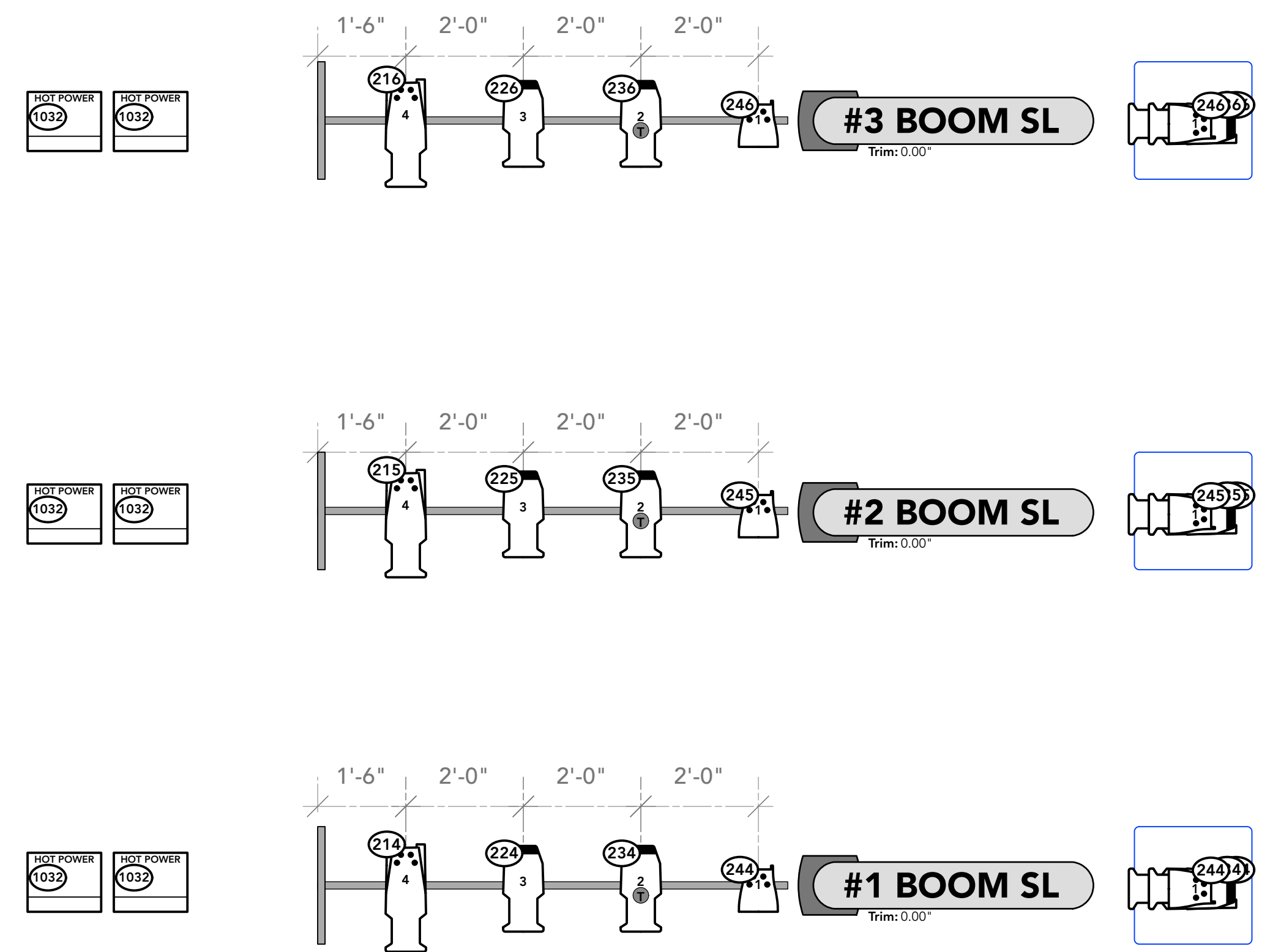
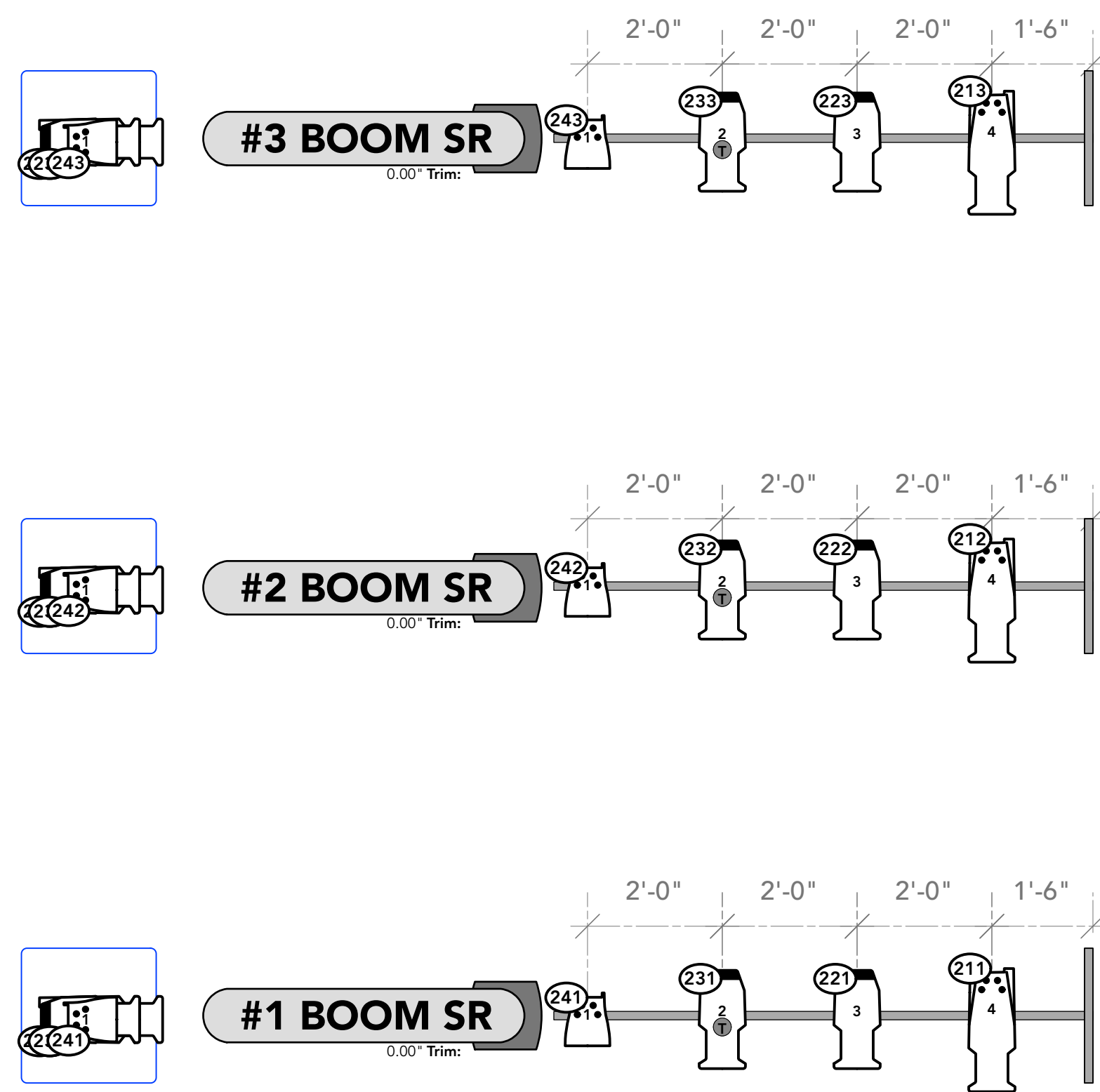
THE DON THOMPSON THEATRE
 HOUSE REPERTORY PLOTS
 OVERSTAGE HANG
 1/2" = 1'
 ARCH E

PLATE #
1
 OF 5





LS #	Trim	Venue Deck	D' to PL	Description
BW	N/A		35' - 8"	BACK WALL
CLM	0'-0"		33' - 8"	BACK COLUMNS
41	0'-0"		31' - 10"	HOUSE BLACKOUT
40	0'-0"		31' - 1"	[EMPTY]
39	0'-0"		30' - 4"	CYCLORAMA
38	0'-0"		29' - 7"	#6 ELECTRIC
37	0'-0"		28' - 10"	[EMPTY]
36	0'-0"		28' - 1"	#5 ELECTRIC
35	0'-0"		27' - 4"	#4 BLACK LEGS
34	0'-0"		26' - 7"	#4 BLACK BORDER
32	0'-0"		25' - 1"	[EMPTY]
31	0'-0"		24' - 4"	#3 BLACK LEGS
30	0'-0"		23' - 7"	#4 ELECTRIC
28	0'-0"		22' - 1"	#3 BLACK BORDER
27	0'-0"		21' - 4"	ORCHESTRA SHELL #3
26	0'-0"		20' - 7"	[EMPTY]
25	0'-0"		19' - 10"	MIDSTAGE BLACK TRAV
23	0'-0"		18' - 4"	#2 MOVING LIGHTS
22	0'-0"		17' - 7"	[EMPTY]
21	0'-0"		16' - 10"	#3 ELECTRIC
19	0'-0"		15' - 4"	#2 BLACK LEGS
18	0'-0"		14' - 7"	#2 BLACK BORDER
17	0'-0"		13' - 10"	[EMPTY]
16	0'-0"		13' - 1"	ORCHESTRA SHELL #2
14	0'-0"		11' - 7"	[EMPTY]
13	0'-0"		10' - 10"	[EMPTY]
12	0'-0"		10' - 1"	#2 ELECTRIC
10	0'-0"		8' - 7"	#1 BLACK LEGS
9	0'-0"		7' - 10"	#1 BLACK BORDER
8	0'-0"		7' - 1"	ORCHESTRA SHELL #1
7	0'-0"		6' - 4"	[EMPTY]
6	0'-0"		5' 7"	#1 MOVING LIGHTS
5	0'-0"		4' 10"	[EMPTY]
4	0'-0"		4' - 1"	#1 ELECTRIC
2	0'-0"		2' - 7"	FRONT BLACK LEGS
1	0'-0"		1' - 10"	MAIN CURTAIN
N/A	N/A		0"	Plaster Line



AS-BUILT

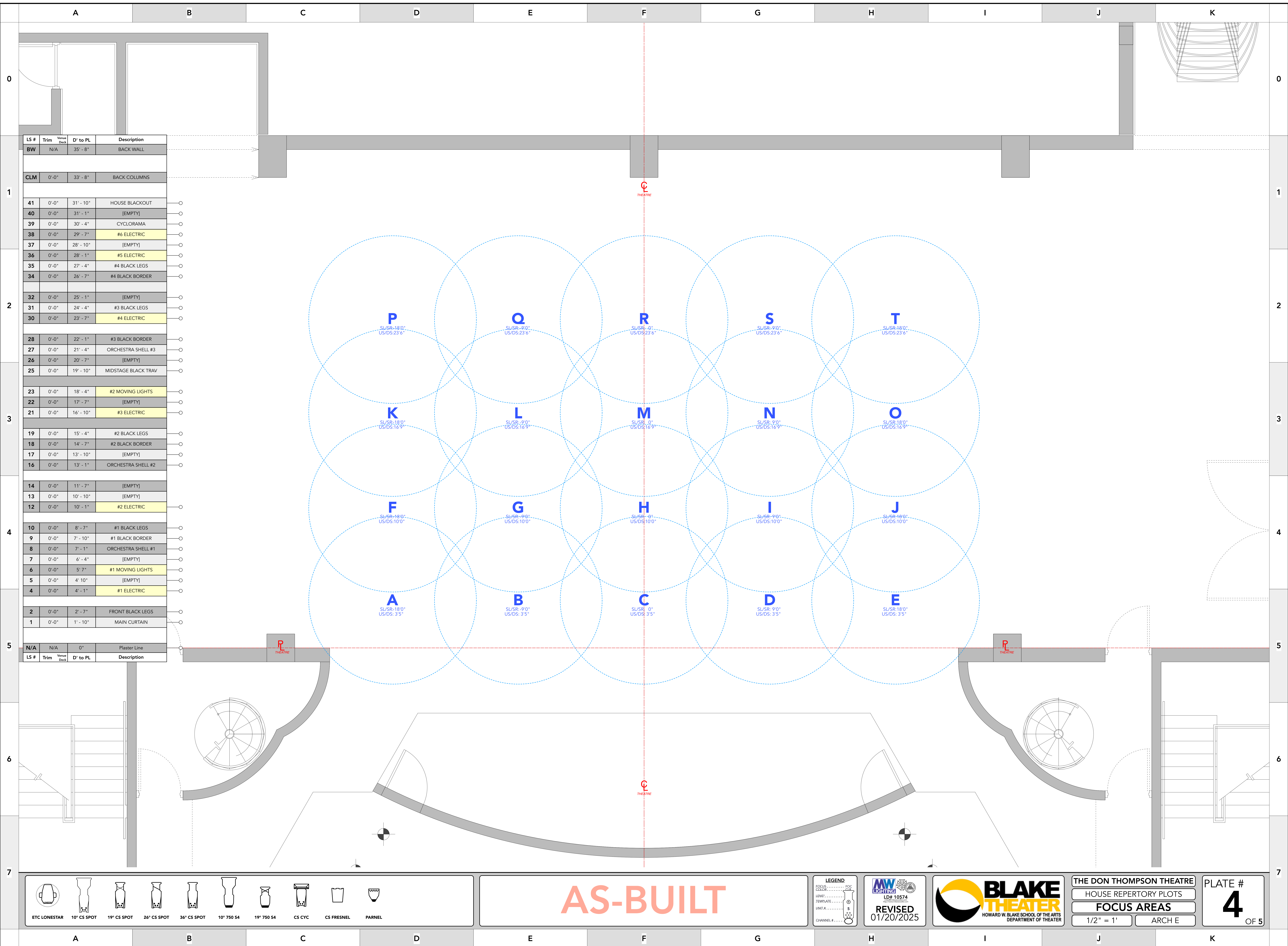
LEGEND
 FOCUS: ...
 COLOR: ...
 LENS: ...
 TEMPLATE: ...
 UNIT: A ...
 CHANNEL: ...

MW LIGHTING
 LD# 10574
 REVISED 01/20/2025

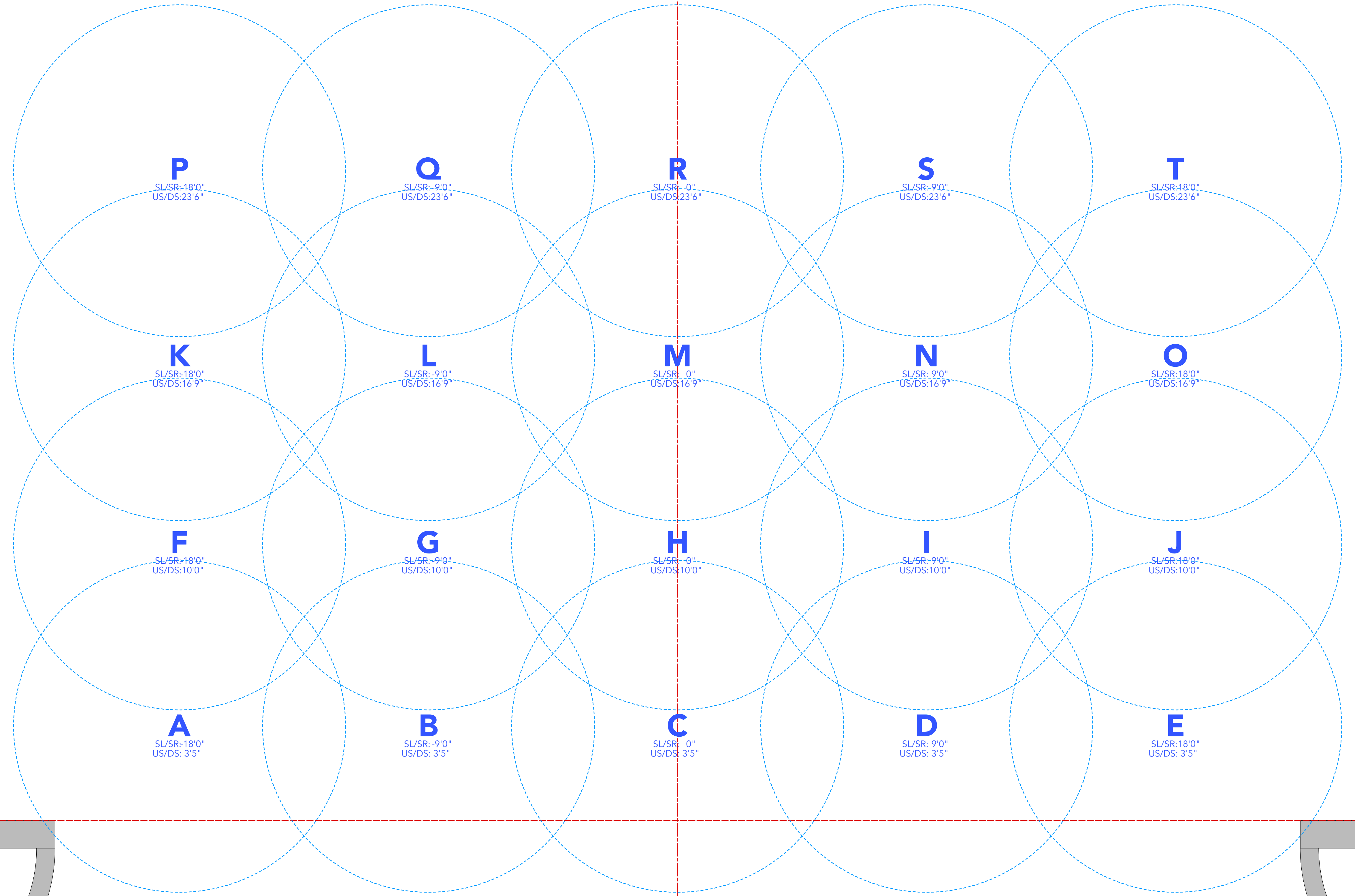
BLAKE THEATRE
 HOWARD W. BLAKE SCHOOL OF THE ARTS
 DEPARTMENT OF THEATRE

THE DON THOMPSON THEATRE
 HOUSE REPERTORY PLOTS
DANCE BOOMS
 1/2" = 1' ARCH E

PLATE #
3
 OF 5



LS #	Trim	Venue Deck	D' to PL	Description
BW	N/A		35' - 8"	BACK WALL
CLM	0'-0"		33' - 8"	BACK COLUMNS
41	0'-0"		31' - 10"	HOUSE BLACKOUT
40	0'-0"		31' - 1"	[EMPTY]
39	0'-0"		30' - 4"	CYCLORAMA
38	0'-0"		29' - 7"	#6 ELECTRIC
37	0'-0"		28' - 10"	[EMPTY]
36	0'-0"		28' - 1"	#5 ELECTRIC
35	0'-0"		27' - 4"	#4 BLACK LEGS
34	0'-0"		26' - 7"	#4 BLACK BORDER
32	0'-0"		25' - 1"	[EMPTY]
31	0'-0"		24' - 4"	#3 BLACK LEGS
30	0'-0"		23' - 7"	#4 ELECTRIC
28	0'-0"		22' - 1"	#3 BLACK BORDER
27	0'-0"		21' - 4"	ORCHESTRA SHELL #3
26	0'-0"		20' - 7"	[EMPTY]
25	0'-0"		19' - 10"	MIDSTAGE BLACK TRAV
23	0'-0"		18' - 4"	#2 MOVING LIGHTS
22	0'-0"		17' - 7"	[EMPTY]
21	0'-0"		16' - 10"	#3 ELECTRIC
19	0'-0"		15' - 4"	#2 BLACK LEGS
18	0'-0"		14' - 7"	#2 BLACK BORDER
17	0'-0"		13' - 10"	[EMPTY]
16	0'-0"		13' - 1"	ORCHESTRA SHELL #2
14	0'-0"		11' - 7"	[EMPTY]
13	0'-0"		10' - 10"	[EMPTY]
12	0'-0"		10' - 1"	#2 ELECTRIC
10	0'-0"		8' - 7"	#1 BLACK LEGS
9	0'-0"		7' - 10"	#1 BLACK BORDER
8	0'-0"		7' - 1"	ORCHESTRA SHELL #1
7	0'-0"		6' - 4"	[EMPTY]
6	0'-0"		5' - 7"	#1 MOVING LIGHTS
5	0'-0"		4' - 10"	[EMPTY]
4	0'-0"		4' - 1"	#1 ELECTRIC
2	0'-0"		2' - 7"	FRONT BLACK LEGS
1	0'-0"		1' - 10"	MAIN CURTAIN
N/A	N/A		0"	Plaster Line



ETC LONESTAR	10° CS SPOT	19° CS SPOT	26° CS SPOT	36° CS SPOT	10° 750 54	19° 750 54	CS CYC	CS FRESNEL	PARNEL

AS-BUILT

LEGEND

FOCUS: _____ FOC

COLOR: _____

LENS: _____

TEMPLATE: _____

UNIT: _____

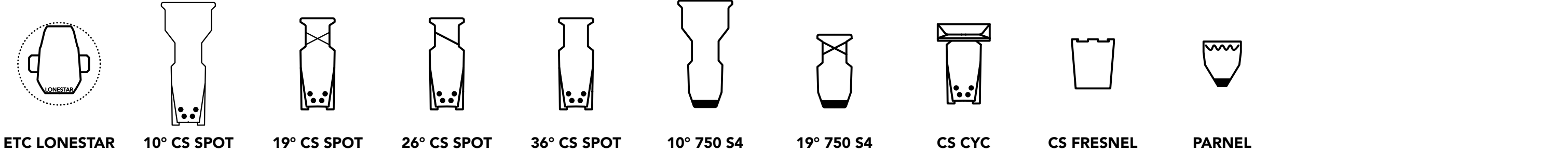
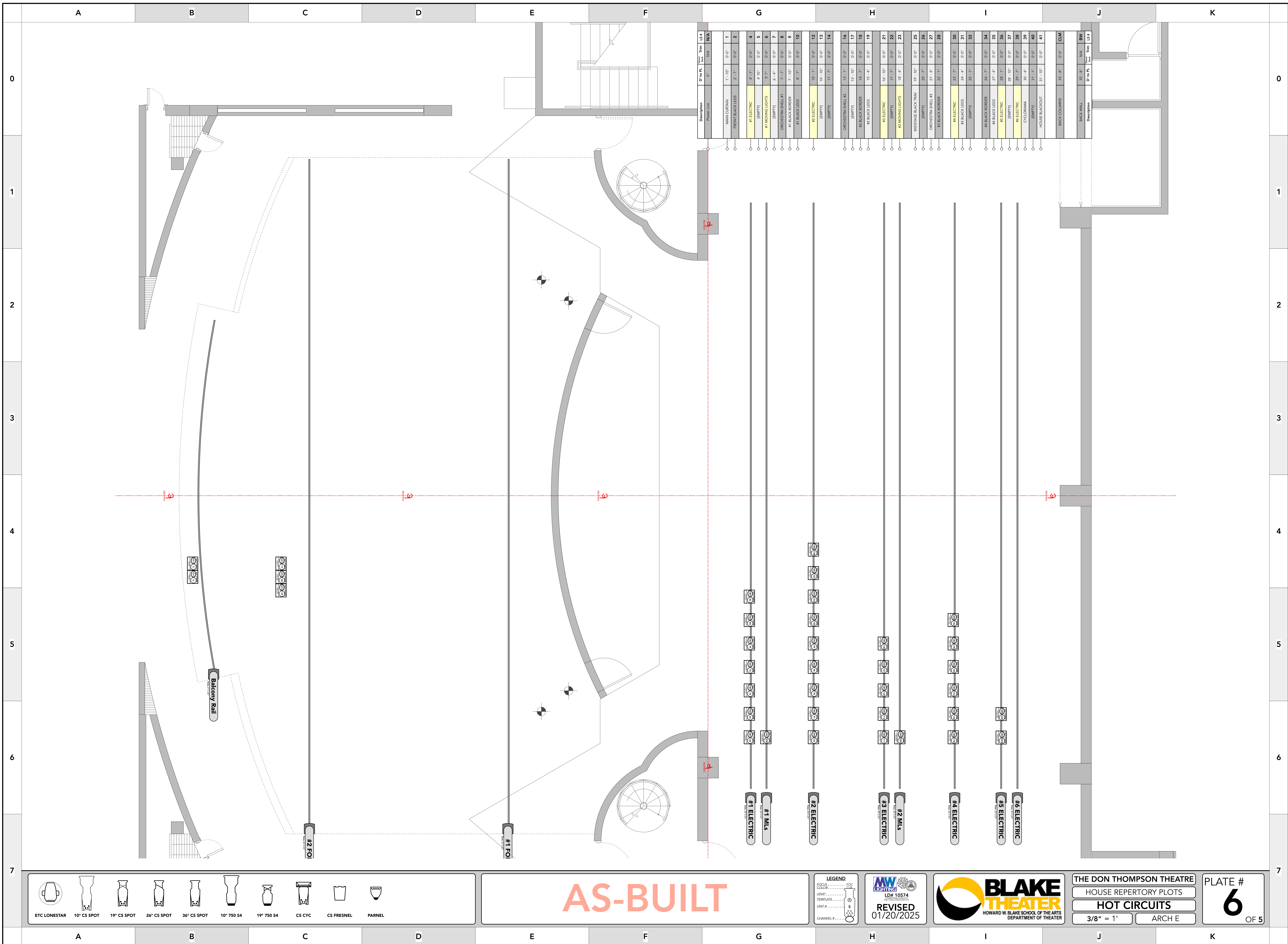
CHANNEL: _____

MW LIGHTING
LD# 10574
REVISED 01/20/2025

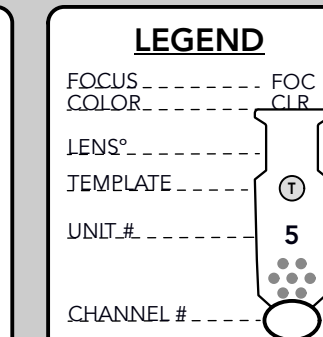
BLAKE THEATER
HOWARD W. BLAKE SCHOOL OF THE ARTS
DEPARTMENT OF THEATER

THE DON THOMPSON THEATRE
HOUSE REPERTORY PLOTS
FOCUS AREAS
1/2" = 1'
ARCH E

PLATE #
4
OF 5



AS-BUILT



MW LIGHTING
LD# 10574
REVISED
01/20/2025



THE DON THOMPSON THEATRE
HOUSE REPERTORY PLOTS
HOT CIRCUITS
3/8" = 1' ARCH E

PLATE #
6
OF 5

Description	Plaster Line	D to PK	W	H	LS #	NA
MAIN CURTAIN		11'-10"	0'-0"		1	N/A
FRONT BACK LENS		2'-7"	0'-0"		2	
#1 ELECTRIC		4'-1"	0'-0"		4	
[EMPTY]		4'-10"	0'-0"		5	
#1 MOVING LIGHTS		9'-7"	0'-0"		6	
[EMPTY]		6'-4"	0'-0"		7	
ORCHESTRA SHELL #1		7'-1"	0'-0"		8	
#1 BLACK BORDER		7'-10"	0'-0"		9	
#1 BLACK LENS		8'-7"	0'-0"		10	
#2 ELECTRIC		10'-1"	0'-0"		12	
[EMPTY]		10'-10"	0'-0"		13	
[EMPTY]		11'-7"	0'-0"		14	
ORCHESTRA SHELL #2		13'-1"	0'-0"		16	
[EMPTY]		13'-10"	0'-0"		17	
#2 BLACK BORDER		14'-7"	0'-0"		18	
#2 BLACK LENS		15'-4"	0'-0"		19	
#3 ELECTRIC		16'-10"	0'-0"		21	
[EMPTY]		17'-7"	0'-0"		22	
#3 MOVING LIGHTS		18'-4"	0'-0"		23	
MUSTAGE BLACK TRIM		19'-10"	0'-0"		25	
[EMPTY]		20'-7"	0'-0"		26	
ORCHESTRA SHELL #3		21'-4"	0'-0"		27	
#3 BLACK BORDER		22'-1"	0'-0"		28	
#4 ELECTRIC		23'-7"	0'-0"		30	
#3 BLACK LENS		24'-4"	0'-0"		31	
[EMPTY]		25'-1"	0'-0"		32	
#4 BLACK BORDER		26'-7"	0'-0"		34	
#4 BLACK LENS		27'-4"	0'-0"		35	
#5 ELECTRIC		28'-1"	0'-0"		36	
[EMPTY]		28'-10"	0'-0"		37	
#4 ELECTRIC		29'-7"	0'-0"		38	
CYCLOPAMA		30'-4"	0'-0"		39	
[EMPTY]		31'-1"	0'-0"		40	
HOUSE BLACKOUT		31'-10"	0'-0"		41	
BACK COLUMNS		33'-8"	0'-0"		CLM	
BACK WALL		35'-8"	N/A		BW	